



Republika e Kosovës
Republika Kosova / Republic of Kosovo
Qeveria / Vlada / Government

Ministria e Punëve të Brendshme / Ministarstvo Unutrasnjih Poslova / Ministry of Internal Affairs

Departamenti Për Shtetësi, Azil dhe Migracion / Departman za Državljanstvo Azil i Migracije / Department of Citizenship, Asylum and Migration

STATISTICAL REPORT Q2 2024

DCAM/MIA

CITIZENSHIP

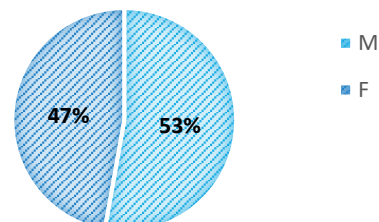
During the period April-June 2024, in the Department of Citizenship, a total of 271 decisions on Relinquishment from citizenship were rendered: 260 positive d., 11 negative d. and 232 requests.

Tab.1. Relinquishment from citizenship from R. Of Kosovo.

COUNTRY	No. of Requests	Positive Decisions	Negative Decisions	Total Decisions
Total	232	260	11	271
GERMANY	119	136	9	145
AUSTRIA	70	78	1	79
SLOVENIA	17	18	0	18
MONTENEGRO	13	13	0	13
SWITZERLAND	5	3	0	3
OTHER	8	12	1	13

Source-DCAM

Graf.1 Positive decisions as per gender



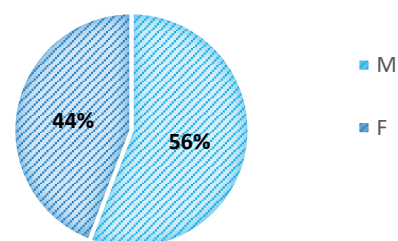
During the period April-June 2024, in the Department of Citizenship are rendered 613 decisions on gaining the citizenship: 224 Positive d., 389 Negative d. and 3 requests.

Tab.2. Gaining the citizenship of R. of Kosovo.

CITIZENSHIP	No. of Requests	Positive Decisions	Negative Decisions	Total Decisions
Total	3	224	389	613
GERMAN	1	61	20	81
SERBIAN	0	55	67	122
MACEDONIAN	0	24	24	48
ALBANIAN	1	14	26	40
TURKISH	0	4	169	173
OTHER	1	66	83	149

Source-DCAM

Graf.2. Positive decisions as per gender,



APPLICANTS FOR INTERNATIONAL PROTECTION

During the period April -June 2024, 41 applicants for international protection were evidenced, out of which 31 (76%) are Men and 10 (24%) are Women.

Tab.3 Applicants for international protection by age group/gender/country of origin

Country /Age group	Total	M	F	0-13	14-17	18-34	35-64	65+
SYRIA	12	12	0	0	2	9	1	0
CONGO	7	2	5	3	0	2	2	0
PALESTINE	7	7	0	0	5	1	1	0
MOROCCO	5	5	0	0	0	4	1	0
TURKYE	4	4	0	0	0	2	1	1
JORDAN	3	0	3	2	0	1	0	0
GHANA	2	0	2	1	0	1	0	0
ALGERIA	1	1	0	0	0	0	1	0
Total	41	31	10	6	7	20	7	1

Source -AC-DCAM

Tab 4. Number of decisions according to the decision status

ACCORDING TO THE DECISION STATUS	NO. OF DECISIONS
Decisions on termination of procedure	15
Decisions on voluntarily relinquishment	5
Decisions on denial of the request	2
Refugee status	2
Dec. on the continuation of subsidiary protection	1
Total	25

Source-DCAM

Tab 5. Number of Temporary protection

TEMPORARY PROTECTION	NO. OF DECISIONS
Dec. on continuation of temporary protection	3

Source-DCAM

TEMPORARY RECEPTION CENTRE FOR MIGRANTS

During the period April -June 2024, a total of 129 migrants were accommodated in the Temporary Reception Centre for Migrants, which 124 (96 %) of them are men and 5 (4%) are women.

Tab.6. Migrants by age group, gender, country of origin

Country /Age group	Total	M	F	14-17	18-34	35-64	65+
MOROCCO	67	4	1	2	62	6	71
SYRIA	19	0	0	0	17	2	19
PALESTINE	12	1	0	0	12	1	13
ALGERIA	12	0	0	0	10	2	12
EGYPT	8	0	0	0	6	2	8
PAKISTAN	2	0	0	0	2	0	2
CAMEROON	1	0	0	0	1	0	1
IRAQ	1	0	0	0	1	0	1
LIBYA	1	0	0	0	1	0	1
GUINEA	1	0	0	0	1	0	1
Total	124	5	1	2	113	13	129

Source- TRC-DCAM

From the description of the data in the table, we see that the largest number of migrants is from Morocco 71 (78%) followed from Syria with 19 (15%), Palestine 13 (10%) by Algeria 12 (9%), Egypt 8 (6%), Pakistan 2 (2%), Iraq 1 (0, 7%) Libya 1 (%), Guinea 1(0, 7%) and Cameroon 1(0, 7%).

DETENTION CENTER FOR FOREIGNERS

During the period April-June 2024, a total of 10 foreigners were detained in the Detention Center for Foreigners, of which 4 were from Syria and 6 from Bangladesh.

With the annulment decision for banning, as brought forward by the DCF, 9 foreigners have left while 2 foreigners have escaped.

The number of people accommodated in the center during this period was 8 foreigners.

Tab.7. Number of persons detained in DCF, by country, gender and age group

COUNTRY	Total	M	6-13	18-34	35-64
Total	10	10	1	6	3
BANGLADESH	6	6	1	2	3
SYRIA	4	4	0	4	0

Source-DCF

FOREIGNERS

During the period April-June 2024, the number of requests for residence permits is 1,938, of which: men 1,138 (59%) and women 800 (41%);

- Requests for temporary residence permits are 1,830, men 1,079 (59%) and women 751 (41%), of which 919 are for the first time and 911 are ongoing;
- The number of requests for permanent residence permits are 108, men 59 (55%) and women 49 (45%), of which 35 are for the first time and 73 are ongoing.

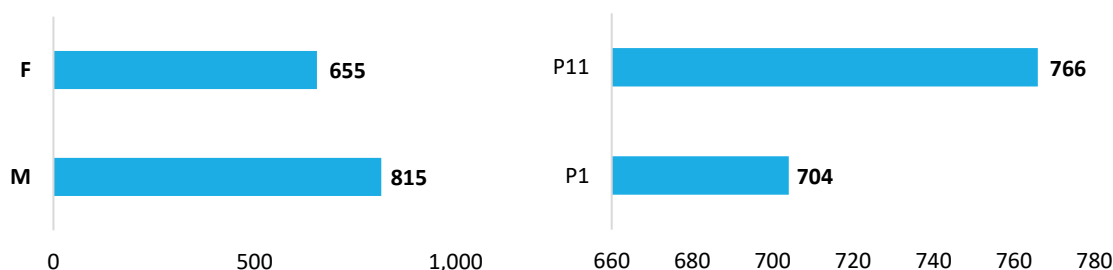
Tab.8. Requests for residence permits according to citizenship.

CITIZENSHIP	Total	Family reunification	Work	Study	Humanitarian	Release from citizenship	Autonomous stance	Extraordinary circumstances	Others
Total	1,938	585	1,157	110	24	31	2	22	7
TURKISH	515	130	335	39	11	0	0	0	0
SERBIAN	375	156	140	54	0	0	0	22	3
BANGLADESH	264	2	262	0	0	0	0	0	0
ALBANIAN	170	73	95	2	0	0	0	0	0
MACEDONIAN	163	104	53	5	0	0	1	0	0
US	54	15	35	3	0	0	0	0	1
GERMANIAN	52	13	19	0	0	20	0	0	0
FILIPINO	31	1	30	0	0	0	0	0	0
MONTENEGRIN	27	13	9	3	0	0	1	0	1
ITALIAN	22		19	0	0	0	0	0	0
SWITZERLAND	16	12	4	0	0	0	0	0	0
BOSNIAN	13	7	5	1	0	0	0	0	0
NEPAL	12	0	12	0	0	0	0	0	0
OTHERS	224	56	139	3	13	11	0	0	2

Source-DCAM

Decisions for temporary residence permits 1,470:

Graph.3. Temporary residence permits by gender. Graph.4. Temporary residence permits according to P1 and P11¹.



Source-DCAM

¹ P1-Temporary residence permits for the first time and P11-Ongoing temporary residence permits

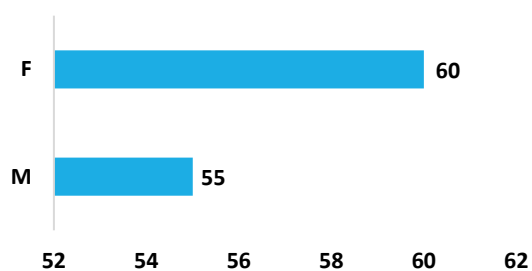
Tab.9. Obtaining temporary residence permits.

CITIZENSHIP	Total	Family reunification	Work	Study	Humanitarian	Release from citizenship	Autonomous stance	Extraordinary circumstances	Other
Total	1,470	526	805	103	24	1	1	1	9
TURKISH	409	93	263	42	10	0	0	0	1
SERBIAN	291	145	103	39	0	0	0	1	3
ALBANIAN	185	102	79	4	0	0	0	0	0
BANGLADESH	130	1	129	0	0	0	0	0	0
MACEDONIAN	131	90	33	7	0	0	1	0	0
US	40	7	27	3	0	0	0	0	3
GERMANIAN	35	12	21	1	0	1	0	0	0
ITALIAN	25	6	18	1	0	0	0	0	0
MONTENEGRIN	25	12	10	3	0	0	0	0	0
FILIPINO	20	0	20	0	0	0	0	0	0
SWITZERLAND	10	9	1	0	0	0	0	0	0
BOSNIAN	9	5	3	1	0	0	0	0	0
BRITISH	9	3	6	0	0	0	0	0	0
JORDANIAN	9	4	5	0	0	0	0	0	0
OTHER	142	37	87	0	14	0	0	0	2

Source-DCAM

115 Decisions for permanent residence permits

Graph.5. Permanent residence permits by gender.



Source-DCAM

Tab.10. Obtaining permanent residence permits.

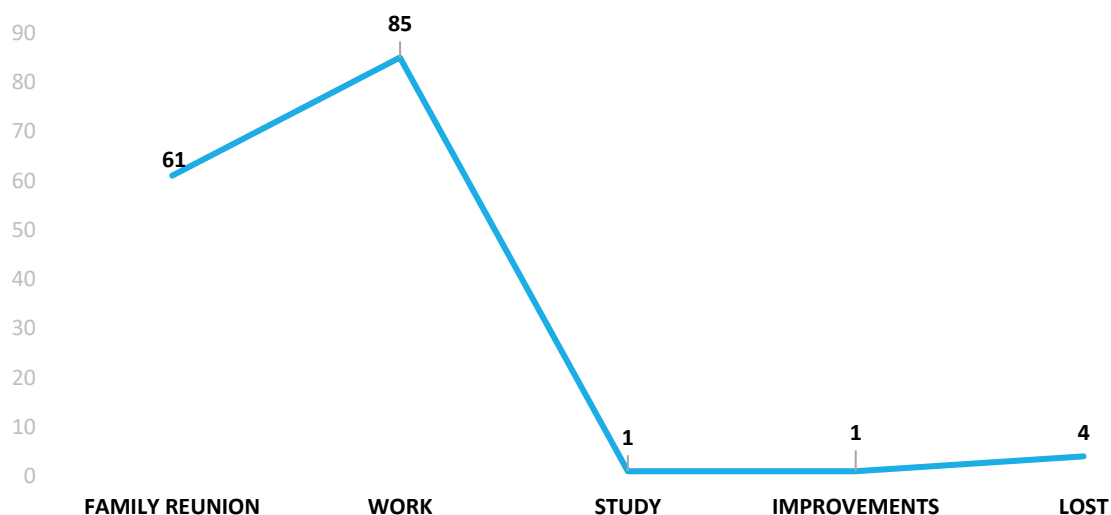
CITIZENSHIP	Total	Family reunification	Work	Release from citizenship	Extraordinary circumstances	Others
Gjithsej	115	19	18	22	52	4
SERBE	61	5	6	0	50	0
ALBANIAN	10	3	4	0	2	1
EGYPTIAN	6	5	1	0	0	0
MACEDONIAN	4	0	4	0	0	0
TURKISH	4	2	2	0	0	0
GERMANIAN	18	0	0	16	0	2
ERITREA	1	1	0	0	0	0
MONTENEGRIN	1	0	0	0	0	1
MAROCCANS	1	1	0	0	0	0
SIRANIAN	1	0	1	0	0	0
SLOVAK	1	1	0	0	0	0
UKRAINIAN	1	1	0	0	0	0
AUSTRIAN	6	0	0	6	0	0

Source-DCAM

During this period, 351 of them were rejected:

- 350 temporary residence permits - for the first time 344 and ongoing 6;
- 1 permanent residence permits - for the first time 1 and ongoing 0;

Graph.6. The number of decisions on temporary residence permits according to the Agreement,



Source-DCAM

During the period April-June 2024, as far as visas are concerned, we had:

- Request for visa verification - 558;
- Request for visa extension - 0;
- Positive decisions for extension - 0;
- Negative decisions for extension - 0.

RE-ADMISSION AND RETURN

During the period April-June 2024, 160 persons readmitted from different countries were returned in the border points – forced - 146 (91%), Volunteers 5 (3%) and Volunteers assisted by IOM 9 (36%).

Tab.11. Forced readmission

COUNTRY	Total	F	M	0-5	6-13	14-17	18-34	35-64	+65
Total	146	12	134	2	8	7	42	84	3
GERMANY	81	8	73	0	8	6	27	39	1
FRANCE	18	1	17	0	0	0	6	12	0
SWEDEN	15	2	13	0	0	1	3	9	2
SWITZERLAND	12	0	12	0	0	0	1	11	0
AUSTRIA	10	1	9	2	0	0	3	5	0
ITALY	3	0	3	0	0	0	1	2	0
SPAIN	3	0	3	0	0	0	0	3	0
BELGIUM	1	0	1	0	0	0	0	1	0
MONTENEGRO	1	0	1	0	0	0	1	0	0
HUNGARY	1	0	1	0	0	0	0	1	0
LUXEMBOURG	1	0	1	0	0	0	0	1	0

Source-DCAM

Tab.12. Voluntary readmission

COUNTRY	Total	F	M	0-5	6-13	14-17	18-34	35-64
Total	5	2	3	0	1	0	3	1
FRANCE	2	1	1	0	1	0	0	1
AUSTRIA	2	1	1	0	0	0	2	0
GERMANY	1	0	1	0	0	0	1	0

Source-DCAM

Tab.13. Voluntary assisted readmission from IOM

COUNTRY	Total	F	M	0-5	6-13	14-17	18-34	35-64
Total	9	7	2	0	1	1	2	5
BELGIUM	3	3	0	0	1	0	1	1
SWITZERLAND	2	2	0	0	0	0	0	2
LUXEMBOURG	2	0	2	0	0	0	1	1
AUSTRIA	2	2	0	0	0	1	0	1

Source-IOM

Tab.14. The number of persons returned to their country of origin

CITIZENSHIP	Total	Forced	Volunteers IOM
Total	11	1	10
BANGLADESH	8	0	8
AFGHAN	1	1	0
MOROCCAN	1	0	1
MOLDOVAN	1	0	1

Source-DCF